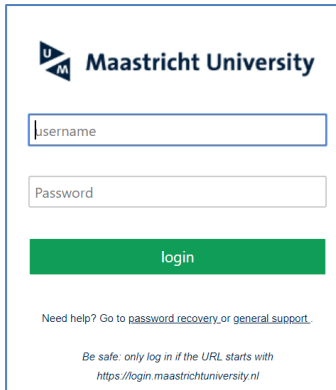


## Installing EndNote on your computer for home use

- Surf to the [ICT Self Service Portal](#) and enter your UM username and password to get access to the software.



Maastricht University

Username


Password

login

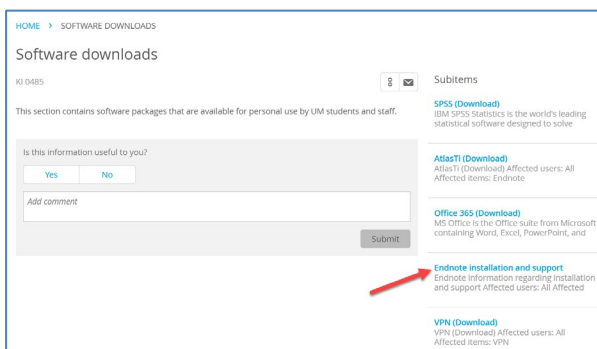
Need help? Go to [password recovery](#) or [general support](#).

*Be safe: only log in if the URL starts with <https://login.maastrichtuniversity.nl>*

- Click on the button 'software downloads'.



- At the right side of the software downloads webpage click the link to the EndNote page.



HOME > SOFTWARE DOWNLOADS

Software downloads

KI 0485

This section contains software packages that are available for personal use by UM students and staff.

Is this information useful to you?

Yes No

Add comment

Submit

Subitems

**SPSS (Download)**  
IBM SPSS Statistics is the world's leading statistical software designed to solve

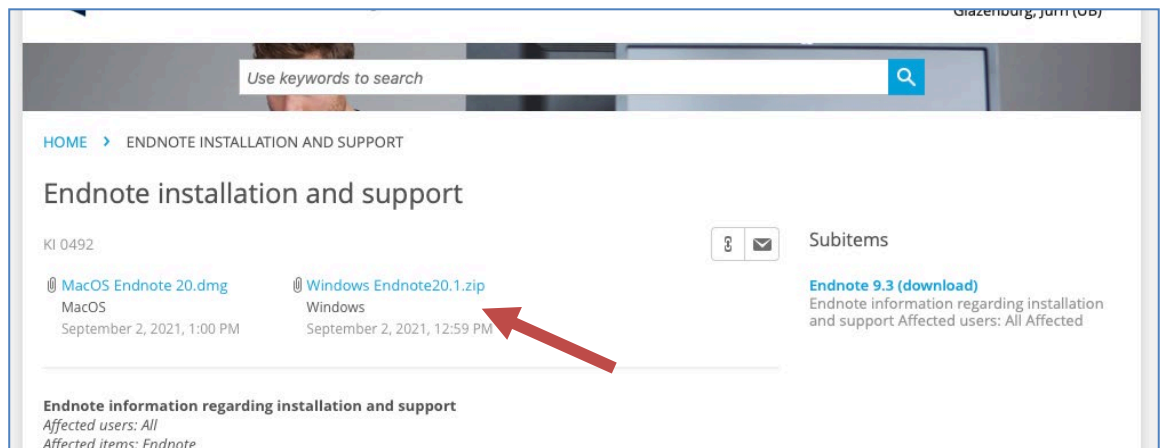
**AtlasTI (Download)**  
Atlas TI (Download) Affected users: All  
Affected items: Endnote

**Office 365 (Download)**  
MS Office is the Office suite from Microsoft containing Word, Excel, PowerPoint, and

**Endnote installation and support**  
Endnote information regarding installation and support Affected users: All  
Affected items: Endnote

**VPN (Download)**  
VPN (Download) Affected users: All  
Affected items: VPN

- Click the .zip file to start the download.



The software is downloaded as a .zip file. Download and save the zip folder (.zip) which contains the files (.msi) and (License.dat) on your 'Desktop' or 'My Documents' folder. The software must be extracted manually using the right mouse-click 'extract to'. After extracting the zip-file into a folder of choice, click the .msi-file in the chosen directory to install EndNote. A product key should not be necessary.

*What if a product key is requested during installation?*

When you select a .zip file in windows, it seems that it is automatically being unzipped or extracted because the contents of the zip-files are shown (often in the downloads-folder). But, this is **not** the case, the zip-file still has to be extracted correctly. When you would click the 'not-yet-extracted/unzipped' .msi-file to install the programme, a product key will be asked when trying to start up EndNote after installation. To prevent this from happening, make sure that the zip-file is unzipped by using 'extract to' in the menu of the free unzip programme (like [7-zip software](#)).

In case you experience difficulties, watch this [video](#) of Western Sydney University Library explaining how to download and install the EndNote software on a pc. Or contact the library via [Ask Your Librarian](#).