

Distance Learning by Using AccessMedicine

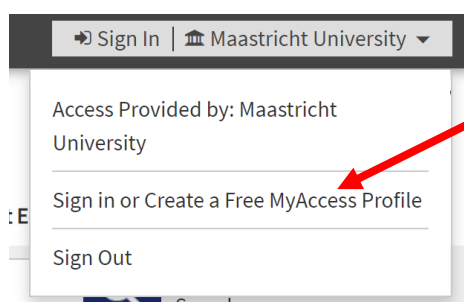
In terms of distance learning, Mc Graw-Hill Education supports our faculty, teachers, students, and residents during this challenging time when face-to-face classes are being suspended at universities across the nation. In response to the COVID-19 outbreak, Mc Graw-Hill has created a distance learning toolkit to help empower healthcare professions faculty for online teaching and learning during this critical time.

Please find the informational distance learning resources listed below which are hyperlinked and will serve as useful guides in making a shift from in-person to virtual classrooms. These documents may be shared freely with our faculty, students, and staff.

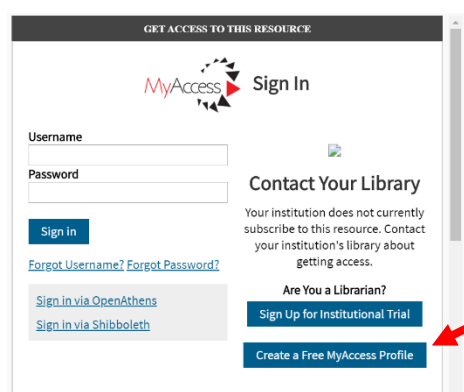
1. Using Access to Support Distance Learning ([attachment & share link](#) <https://bit.ly/2IQEWc4>)
2. Guide to Online Resources via AccessMedicine ([attachment & share link](#) <https://bit.ly/2IMhFbp>)
3. AccessMedicine [video overview of resources](#) for distance learning
4. AccessMedicine [video overview of functionality](#) which can enhance distance learning
5. AccessMedicine [distance learning LibGuide](#)

In addition to these resources, [content maps](#) are available online. Content maps are documents that take curriculum standards from the various professional healthcare education specialties (i.e., undergraduate medical education, advanced practice nursing, physician assistant, physical therapy, pharmacy, etc. . .) and match them with resources available to meet those standards from the Access sites.

Sign up for and complete a MyAccess Profile by logging into your institution's subscription and clicking on your institution name in the upper right-hand corner.

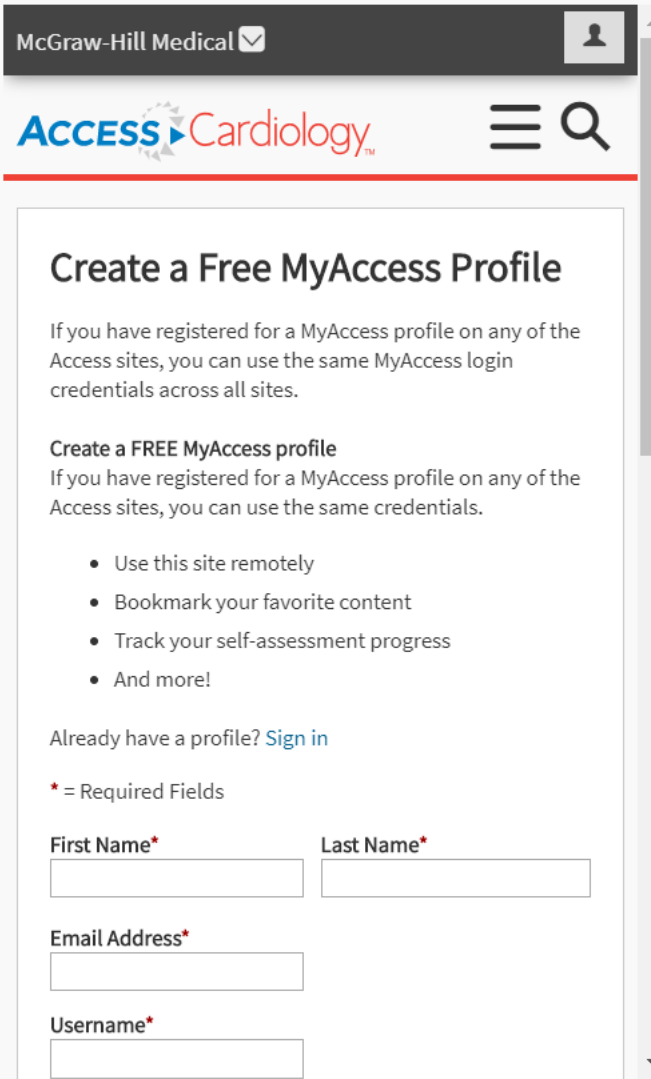


1 – Click Create a Free MyAccess Profile.



2 – Click “Don’t have a MyAccess Profile,” and fill in the form. It’s that easy!

Passwords must be between 6 and 40 characters long (no whitespace), cannot contain characters #, &, and must contain: at least one lowercase letter at least one uppercase letter at least one digit



The screenshot shows the McGraw-Hill Medical website interface. At the top, there is a dark navigation bar with the McGraw-Hill Medical logo and a user profile icon. Below this is the 'ACCESS Cardiology' logo and a search icon. The main content area is titled 'Create a Free MyAccess Profile'. It contains the following text: 'If you have registered for a MyAccess profile on any of the Access sites, you can use the same MyAccess login credentials across all sites.' Below this is a section titled 'Create a FREE MyAccess profile' with the text: 'If you have registered for a MyAccess profile on any of the Access sites, you can use the same credentials.' A bulleted list follows: 'Use this site remotely', 'Bookmark your favorite content', 'Track your self-assessment progress', and 'And more!'. Below the list is the text 'Already have a profile? Sign in'. A legend indicates '* = Required Fields'. The form contains four input fields: 'First Name*', 'Last Name*', 'Email Address*', and 'Username*'. Each field is represented by a rectangular text box.

Gain remote access to your subscribed site(s) using just your MyAccess profile credentials. No extra logins or VPNs required.

Visit accessusercenter.com to explore guides and support tools and get the most from your Access products.

If you’ve questions about the content or possibilities, please contact the University Library via [Ask Your Librarian](#).