

## Assignment Download Tool

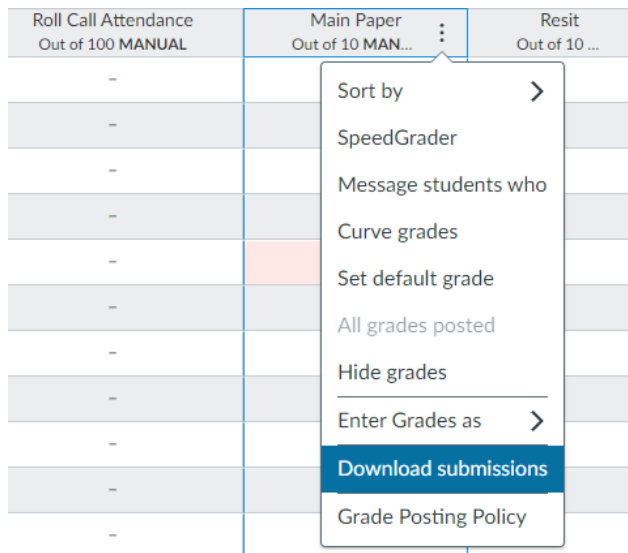
The assignment download tool allows teachers to download submissions for an assignment from a specific date onwards.

In this tutorial, you will find an instruction on how to use this tool:

### Step 1: Decide which tool is best

The assignment download tool allows you to download submissions from a specific date.

If you want to download all assignment submissions from the start of the Course, it is recommended to use the Canvas Download function in Grades – Gradebook. Especially, if there are many submissions. You will get a faster result for all downloads when using the download option in the Gradebook.



Roll Call Attendance Out of 100 MANUAL	Main Paper Out of 10 MAN...	Resit Out of 10 ...
-		
-		
-		
-		
-		
-		
-		
-		
-		
-		
-		

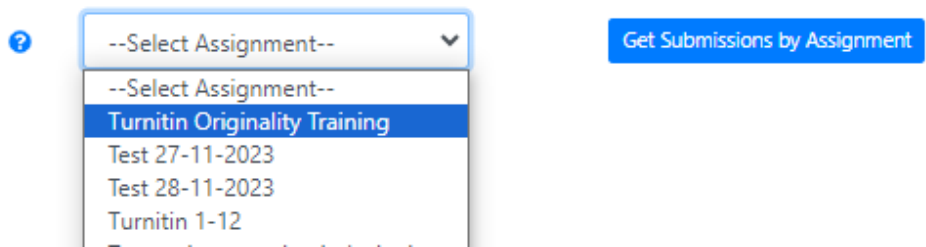
### Step 2: Authorise your account

The first time you use the Assignment download tool you need to authorise your account. If you receive an error when trying to authorize; make sure you logged on to Canvas via this URL: <https://canvas.maastrichtuniversity.nl/>

### Step 3: Select the assignment

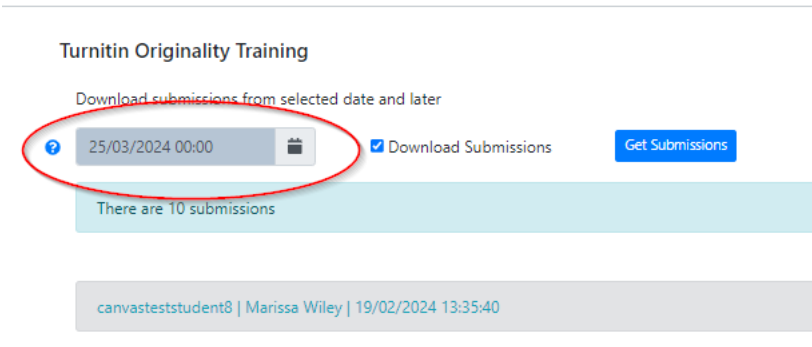
Select the assignment from the drop down menu. Only assignment with submissions are listed.

Click on Get Submissions by Assignment. This generates an overview of the submissions (the total number of submissions is indicated and the last 100 are shown).

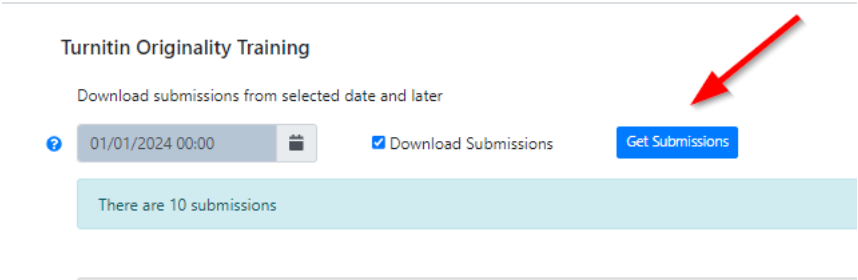


### Step 4: Choose the date

Now choose from which date onwards you would like to see the assignments submitted.



Click on Get Submissions



The download may take a while. You don't have to wait for the file to be downloaden. In the meantime, you can work on other Canvas pages or outside Canvas. Just check your download folder later.

---

### Turnitin Originality Training

Download submissions from selected date and later

 01/01/2024 00:00   Download Submissions

Your student submissions are being gathered and compressed into a zip file. This may take some time, depending on the size and number of submission files. You don't have to wait for the file to be downloaded. In the meantime you can work on other Canvas pages or outside Canvas. Just check your download folder later.

To use the tool again return to the homepage and click on the button Assignment download.