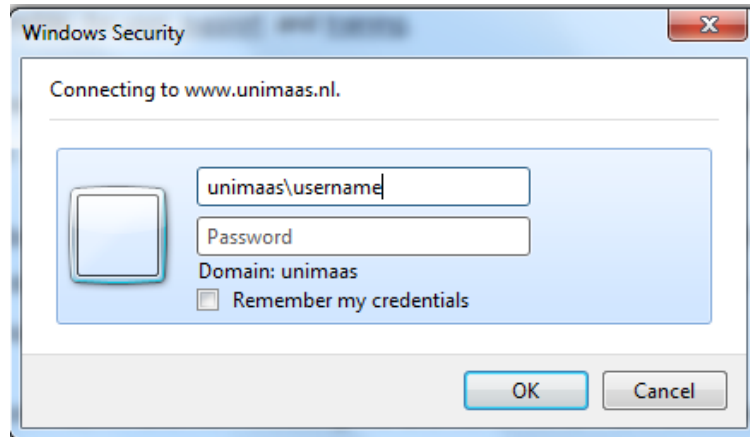


Installing EndNote on your computer for home use

On the ICT Service Centre [license software page](#) you will be prompted to enter your username and password. When access to the page is denied type the pre-fix 'unimaas' before your username (**unimaas\username**).



Next (see also screen shots below);

- After checking the download requirements, click on 'Agree' in the window on the right
- Type 'EndNote' in the 'Free search text' bar
- Click on 'Start search'
- Click on the 'Download' link next to the desired programme

IMPORTANT!!!
READ THIS FIRST!!!!
License Agreement

The software on this page is only for employees and students of the Universiteit Maastricht.
If you are not one of those. You are not allowed to use or download any of the information or software provided by this site or any other site.

Employees and students of the Universiteit Maastricht can use the software and information on this site for as long as they are employees or students or as long as the licensecontract between the Universiteit Maastricht and the involved software developer is valid.

By clicking the "Agree" button you show that you understand these terms and that you will live up to them.


[Click here for the complete License Agreement.](#)

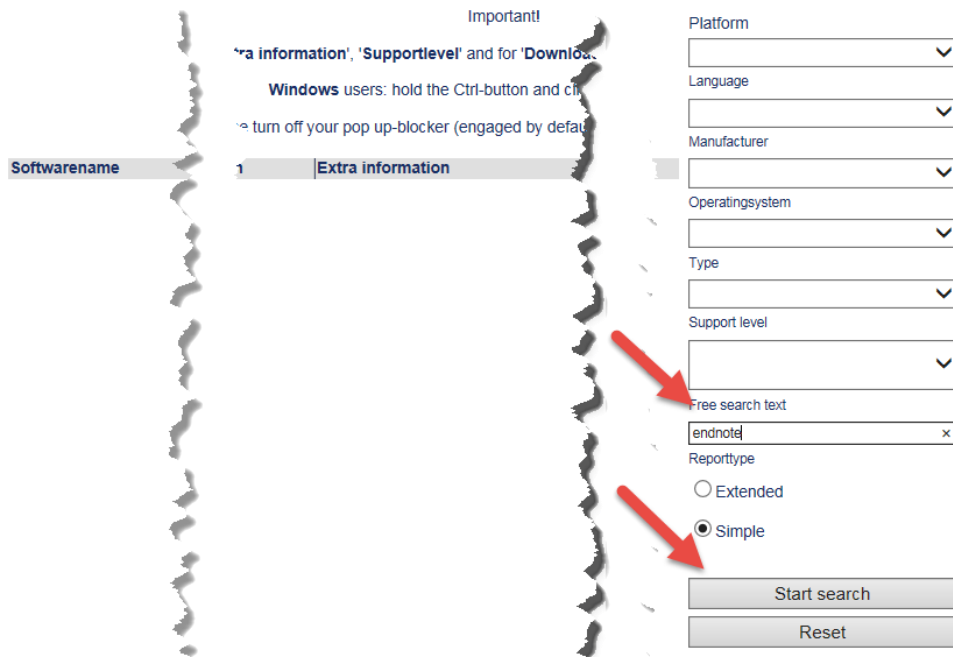
If you have problems downloading software, please check your configuration on subjects below.
If your problems persist, contact your local support person.

If you are working from your home you can contact ICTS Servicedesk: servicedesk-icts@maastrichtuniversity.nl (tel. 043-3885555)

- Your Internet browser must support JavaScript.
- Popups should be enabled.
- Executable files (*.exe) must be downloadable.

it Maastricht





Software name	Price €	Version	Extra information	Type	Support level	Download/Ord
Endnote 7.5 (LEES INFO veld voor installatie!. READ INFO field for installation!)	€ 0.0000	7.5	Info	Citaties	Niveau A	Download
Endnote 8 (Mac)	€ 0.0000	8	Info	Citaties	Niveau B	Download
Endnote 8 (Windows)	€ 0.0000	8	Info	Citaties	Niveau B	Download
Endnote Mac Versies (deze kunnen worden gedownload via mac.unimaas.nl en via dit licentiemenue)	€ 0.0000	X.0	Info	Zie verder onder Info	Niveau B	
Endnote X7 MAC (Geen ondersteuning door UB)	€ 0.0000		Info	Citaties	Niveau B	Download
Endnote X7.3 (LEES INFO veld voor installatie!. READ INFO field for installation!)	€ 0.0000	X7.3	Info	Archiveer Utility	Niveau A	Download
Endnote X7.5 MAC	€ 0.0000	X7.5	Info	Citaties	Niveau A	Download
Endnote X8.01 update	€ 0.0000	X8.01	Info	Archiveer Utility	Niveau A	Download

Please read the instructions under 'info' (see picture above) or read the UNZIP-info below, and check the 'System and Software Requirements' requirements before downloading and installing EndNote on your own computer.

EndNote UNZIP info

The EndNote install file is downloaded as a zip-file. When "unzipped", by means of 'extract to', two files will be created under the chosen directory when extracting. By clicking the 'msi.file' in the chosen 'extract' directory, the programme should install without asking for a product key.

BUT....., a lot of computers do 'unzip' more or less automatically when a zip-file is selected. Often this unzip directory can be found under 'downloads'. It looks like as if the zip-file has already been unzipped or extracted because two files are shown. But, this is not the case as the zip-file has still to be extracted correctly. When one clicks the 'not-yet-extracted/unzipped' msi-file to install the programme, a product key will be asked for when one tries to start EndNote after it has been installed. To prevent this from happening, make sure that the zip-file is unzipped by using 'extract to' in the menu of the unzip programme.

Another way to unzip is using the right mouse-click 'extract to'. After extracting the zip-file into a directory of choice, click the msi-file in the chosen directory to install EndNote. A product key should not be necessary.